

HMI with 10.1" TFT Display



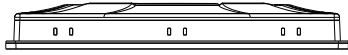
Feature

- 10.1" 1024 x 600 TFT LCD, LED Backlight
- Fan-less Cooling System
- COM2 and COM3 RS-485 support MPI 187.5K, please use one at a time.
- PCB coating process ensures high reliability to resist from corrosion in harsh environment.
- Built-in Power Isolation
- CAN Bus Supports CANopen, CAN Bus 2.0A/2.0B and SAE J1939
- NEMA4 / IP65 Compliant Front Panel
- Wi-Fi compatible with 802.11 b/g/n
- Built-in EasyAccess 2.0 License

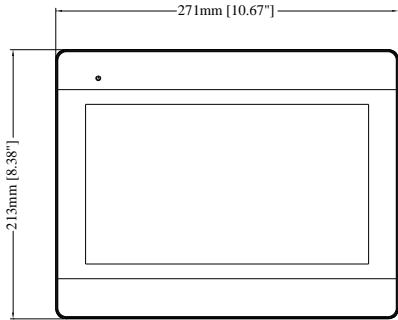
Display	Model	cMT3103	
	Display	10.1" TFT	
	Resolution	1024 x 600	
	Brightness (cd/m ²)	350	
	Contrast Ratio	500:1	
	Backlight Type	LED	
	Backlight Life Time	>50,000 hrs.	
	Colors	16.7M	
	LCD Viewing Angle (T/B/L/R)	60/60/70/70	
	Pixel Pitch (mm)	0.2175(H) x 0.2088(V)	
Touch Panel	Type	4-wire Resistive Type	
	Accuracy	Active Area Length(X)±2%, Width(Y)±2%	
Memory	Flash	4 GB	
	RAM	1 GB	
Processor		32-bit RISC 1GHz	
I/O Port	SD Card Slot	N/A	
	USB Host	USB 2.0 x 1	
	USB Client	N/A	
	Ethernet	10/100 Base-T x 1	
	Wi-Fi		IEEE 802.11 b/g/n
			802.11b: max 19.25 dBm
			802.11g: max 13.74 dBm
			802.11n: max 15.01 dBm
	COM Port	Con.A:COM2 RS-485 2W/4W,COM3 RS-485 2W,CAN Bus Con.B: COM1/COM3 RS-232*	
	RS-485 Dual Isolation	N/A	
CAN Bus	Yes		
Audio Output	N/A		
Video Input	N/A		
RTC		Built-in	
Power	Input Power	10.5~28VDC	
	Power Isolation	Built-in	
	Power Consumption	2A@12V ; 1A@24V	
	Voltage Resistance	500VAC (1 min.)	
	Isolation Resistance	Exceed 50MΩ at 500VDC	
	Vibration Endurance	10 to 25Hz (X, Y, Z direction 2G 30 minutes)	
Specification	PCB Coating	Yes	
	Enclosure	Plastic	
	Dimensions WxHxD	271 x 213 x 36.4 mm	
	Panel Cutout	260 x 202 mm	
	Weight	Approx. 1.07 kg	
	Mount	Panel mount	
	Protection Structure	UL Type 4X (indoor use only) / NEMA4 / IP65 Compliant Front Panel	
Environment	Storage Temperature	-20° ~ 60°C (-4° ~ 140°F)	
	Operating Temperature	0° ~ 50°C (32° ~ 122°F)	
	Relative Humidity	10% ~ 90% (non-condensing)	
Certificate	CE	CE marked	
	UL	cULus Listed	
Software		EasyBuilder Pro V6.00.02 or later versions	

*Only Tx & Rx (no RTS/CTS) may be used for COM1 RS-232 when COM3 RS-232 is also used.

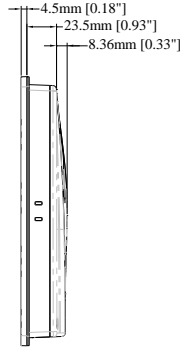
Dimensions



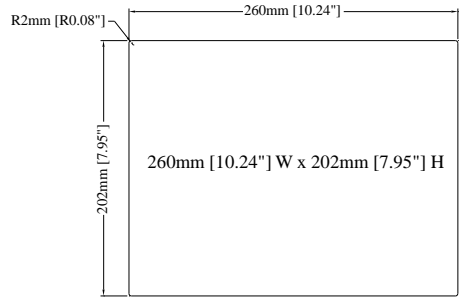
Top View



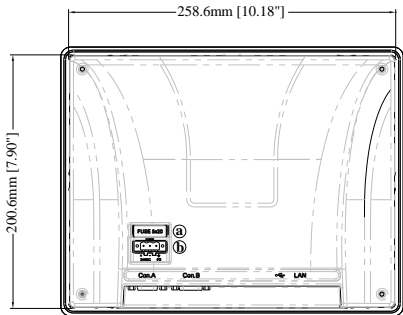
Front View



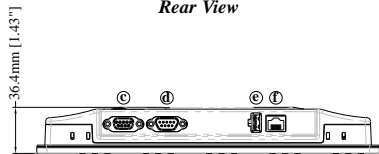
Side View



Cutout Dimensions



Rear View



Bottom View

a.	Fuse
b.	Power Connector
c.	Con.A: COM2 RS-485 2W/4W, COM3 RS-485 2W, CAN Bus
d.	Con.B: COM1 RS-232 / COM3 RS-232
e.	USB Host Port
f.	LAN

Ordering Information

- cMT3103:**
10.1" 1024 x 600 TFT LCD HMI, Built-in 4GB flash memory / 1GB DDR3 RAM on board, Built-in EasyAccess 2.0 License
- RZUSK7010 (included in package)**
USB Clamp & Tying Strap
- RP0C3A300 (included in package)**
10.1" Screen Protective Film

Pin Assignment:

Con.B: COM1 / COM3 [RS232], 9 Pin, Male, D-sub

PIN#	COM1 [RS232]	COM3 [RS232]
1		
2	RxD	
3	TxD	
4		
5	GND	
6		
7	RTS	TxD
8	CTS	RxD
9		

Con.A: COM2 / COM3 [RS485]/ CAN Bus, 9 Pin, Female, D-sub

PIN#	COM2 [RS485]2W	COM2 [RS485]4W	COM3 [RS485]2W	CAN Bus
1	Data-	Rx-		
2	Data+	Rx+		
3		Tx-		
4		Tx+		
5	GND			
6			Data-	
7				CAN_L
8				CAN_H
9			Data+	