

## HMI with 15" WVA Display



### Feature

- 15" 1024 x 768 Wide Viewing Angle LCD
- Quad-core CPU with High Performance Dedicated 3D Processor
- Fan-less Cooling System
- COM1 / COM3 RS-485 2W supports MPI 187.5K<sup>\*1</sup>, please use one at a time.
- Built-in 4GB Flash Memory and RTC
- SD Card Slot for Expansion of Storage
- Built-in Power Isolator
- NEMA4/IP66 Compliant Front Panel

<b>Display</b>	Display	15" Wide Viewing Angle (WVA)
	Resolution	1024 x 768
	Brightness (cd/m <sup>2</sup> )	350
	Contrast Ratio	2500:1
	Backlight Type	LED
	Backlight Life Time	>70,000 hrs.
	Colors	16.2M
	LCD Viewing Angle (T/B/R/L)	88/88/88/88
	Pixel Pitch (mm)	0.297(H) x 0.297(V)
	<b>Touch Panel</b>	Type
Accuracy		Active Area Length(X)±2%, Width(Y)±2%
<b>Memory</b>	Flash	4 GB
	RAM	1 GB
<b>Processor</b>		Quad-core RISC
<b>I/O Port</b>	SD Card Slot	SD/SDHC
	USB Host	USB 2.0 x 1
	USB Client	N/A
	Ethernet	LAN 1: 10/100/1000 Base-T x 1 LAN 2: 10/100 Base-T x 1
	COM Port	Con.A: COM1 RS-485 2W/4W, COM3 RS-485 2W Con.B: COM1 RS-232 4W, COM3 RS-232 2W <sup>*2</sup>
	RS-485 Isolation	N/A
	CAN Bus	N/A
	HDMI	N/A
	Audio Output	Built-in Mono Speaker Audio Line Out - 3.5 mm jack x 1
<b>RTC</b>		Built-in
<b>Power</b>	Input Power	24±20%VDC
	Power Isolation	Built-in
	Power Consumption	1.3A@24VDC
	Voltage Resistance	500VAC (1 min.)
	Isolation Resistance	Exceed 50MΩ @ 500VDC
<b>Specification</b>	PCB Coating	Yes
	Enclosure	Aluminum
	Dimensions WxHxD	366 x 293 x 48.2 mm
	Panel Cutout	352 x 279 mm
	Weight	Approx. 2.74 kg
	Mount	Panel mount, VESA mount 75 x 75 mm
	Protection Structure	UL Type 4X (indoor use only) / NEMA4 / IP66 Compliant Front Panel
<b>Environment</b>	Storage Temperature	-20° ~ 60°C (-4° ~ 140°F)
	Operating Temperature	0° ~ 50°C (32° ~ 122°F)
	Relative Humidity	10% ~ 90% (non-condensing)
	Altitude (Air Pressure)	Below 3,000 meters (70.1kPa)
	Vibration Endurance	10 to 25Hz (X, Y, Z direction 2G 30 minutes)
	<b>Certificate</b>	CE
UL		cULus Listed (Class I, Division 2)
<b>Software</b>	EasyBuilder Pro	V6.05.02 or later versions <sup>*3</sup>
	Weincloud	EasyAccess 2.0 (Optional), Dashboard (Optional)
	CODESYS®	Optional <sup>*4</sup>

\*1 MPI is supported on units labeled as cMT2158X (V2).

\*2 Only Tx & Rx (no RTS/CTS) may be used for COM1 RS-232 when COM3 RS-232 is also used.

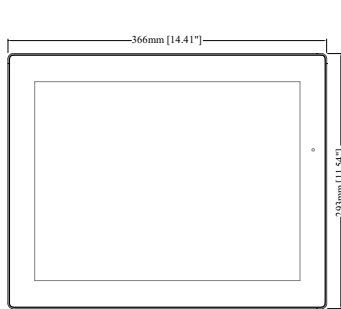
\*3 For units labeled as cMT2158X (V2), please select cMT2158X (V2) as the HMI model in EasyBuilder Pro (minimum software requirement: EasyBuilder Pro V6.08.01).

\*4 CODESYS® is a trademark of CODESYS GmbH.

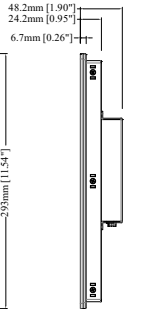
## Dimensions




Top View



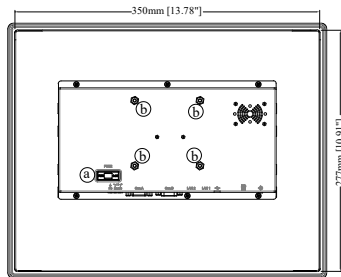
Front View



Side View



Cutout Dimensions



Rear View



Bottom View

<b>a</b>	Fuse	<b>f</b>	LAN 2
<b>b</b>	VESA 75mm Screw Holes	<b>g</b>	LAN 1
<b>c</b>	Power Connector	<b>h</b>	USB Host port
<b>d</b>	COM1 RS-485 2W/4W, COM3 RS-485 2W, (Con.A)	<b>i</b>	SD Card Slot
<b>e</b>	COM1 RS-232 4W, COM3 RS-232 2W (Con.B)	<b>j</b>	Line Out

## Ordering Information

**cMT2158X:**

15" 1024 x 768 WVA LCD HMI, 4GB flash memory, 1GB RAM on board

Optional:

**RZACEA020:** EasyAccess 2.0 Activation Card

**RZ0CDS000:** CODESYS License

### Pin Assignment:

#### Con. B: COM1 / COM3 [RS232] 9 Pin, Male, D-sub

PIN#	COM1 [RS232]4W	COM3 [RS232]2W
1		
2	RxD	
3	TxD	
4		
5	GND	
6		
7	RTS	TxD
8	CTS	RxD
9	GND	

#### Con. A: COM1 / COM3 [RS485] 9 Pin, Female, D-sub

PIN#	COM1 [RS485]2W	COM1 [RS485]4W	COM3 [RS485]2W
1	Data-	Rx-	
2	Data+	Rx+	
3		Tx-	
4		Tx+	
5	GND		
6			Data-
7			
8			
9			Data+